

INSTALLATION *guide*



inteo *SOLIRIS sensor RTS*

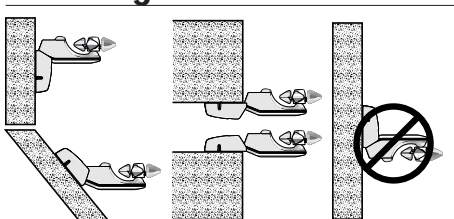
The **SOLIRIS sensor RTS** is a radio sensor for awnings with an automatic control according to the daylight intensity and protection against wind damage.

The wind and sun thresholds can be set directly on the **SOLIRIS sensor RTS**.

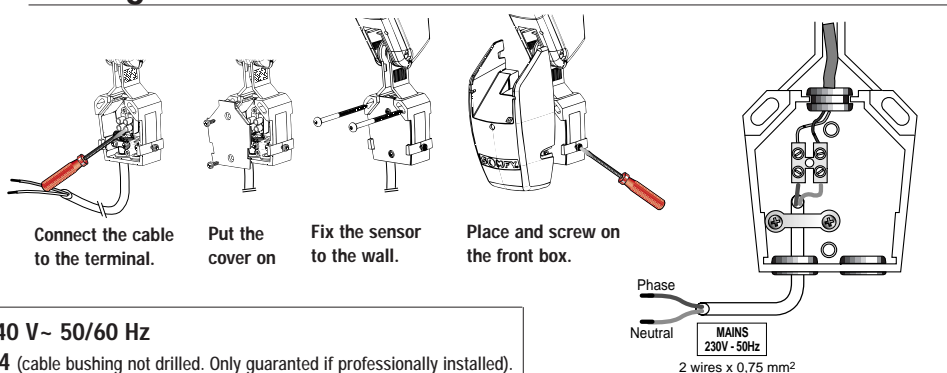
The **SOLIRIS sensor RTS** must be used with the **OREA RTS** and **ALTUS RTS** motors.

1 Installation:

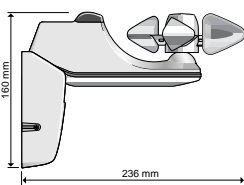
Mounting



Cabling



Characteristics



Mains supply : 220-240 V~ 50/60 Hz

Protection index : IP34 (cable bushing not drilled. Only guaranteed if professionally installed).

Operating temperature : -20°C to +50°C

Class II product once installed

CE0165!

Hereby, SOMFY, declares that this equipment is in compliance with the essential requirements and other relevant provisions of Directive 1999/5/EC. A Declaration of Conformity is available at the web address www.somfy.com Heading CE

2 Programming:

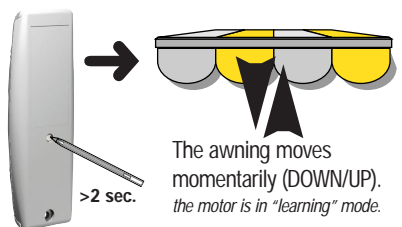
The motor must be in learning mode to record a **SOLIRIS sensor RTS**.

Up to three **SOLIRIS sensors RTS** can be memorized in one motor and one **SOLIRIS sensor RTS** can be memorized in several motors.

Enter the "learning" mode

Press for **more than 2 seconds** on the programming button of an RTS control which is already memorized in the motor.

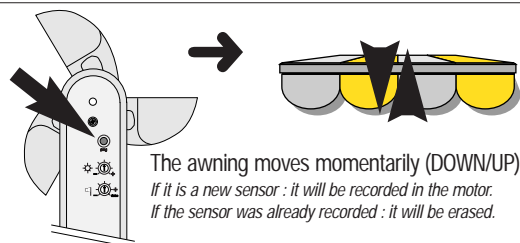
(please refer to the installation guide of the relevant motor).



The awning moves momentarily (DOWN/UP).
the motor is in "learning" mode.

Record or delete a sensor

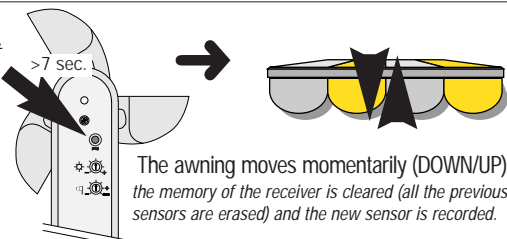
Press **briefly** on the "prog" button of the **SOLIRIS sensor RTS**.



The awning moves momentarily (DOWN/UP).
*If it is a new sensor : it will be recorded in the motor.
If the sensor was already recorded : it will be erased.*

Erase all the sensors and record a new one

Press for **more than 7 sec.** on the "prog" button of the new **SOLIRIS sensor RTS**.



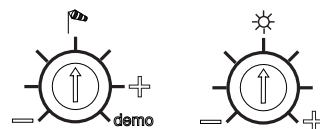
The awning moves momentarily (DOWN/UP).
the memory of the receiver is cleared (all the previous sensors are erased) and the new sensor is recorded.

3 Fonctionning:

The **SOLIRIS sensor RTS** is able to control and protect an awning according to the sun and wind conditions by controlling the **OREA RTS** or the **ALTUS RTS** motors.

The **WIND** and **SUN** thresholds can be adjusted by two potentiometers, one for wind speed and one for daylight intensity.

Between 10 to 50 Km/h for the **WIND** and between 0 to 50 klux for the **SUN**.



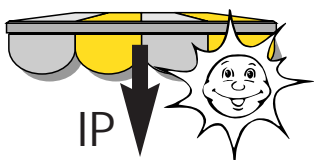
By using the **TELIS SOLIRIS RTS** remote control, it is possible to configure the functioning of the receiver (wind only or wind/sun). Please refer to the **TELIS SOLIRIS RTS** installation guide.

➔ On the **ALTUS RTS** and **OREA RTS** motors, a short **UP/DOWN** movement of the awning indicates the modification of the configuration.

SUN function


When the intensity of the daylight exceeds the threshold set by the **SOLIRIS sensor RTS**, a **DOWN** order is sent to the awning after 2 mins.

The awning goes to the intermediate position (see the motor installation guide) or to its down end limit position if no intermediate position has been memorised.



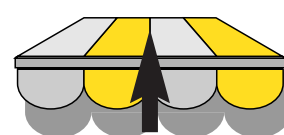
When the daylight level falls below the threshold setting, a variable time delay from 15 to 30 minutes is activated (depending on the sun presence duration).

This feature avoids frequent movements of the awning on cloudy days.



After this time delay, an **UP** order is given to the awning.

*Any manual command given during this cycle will override the automatic operation. The **SOLIRIS sensor RTS** will not then function automatically until the daylight exceeds the threshold limit again.*



after 15 to 30 mins.

WIND function

When the wind speed exceeds the threshold set by the **SOLIRIS sensor RTS**, an **UP** order is given to the awning after 2 secs.

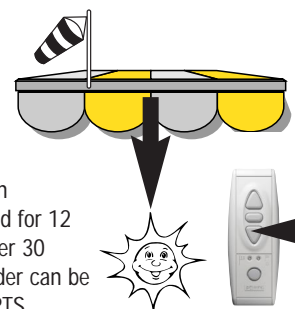


after 2 secs.

As long as the measured wind speed is higher than the adjusted threshold, all commands are inhibited (manual control or automatic control).



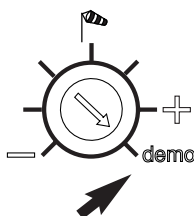
When the wind speed falls below the threshold setting, the **SUN** function remains inhibited for 12 minutes, but after 30 seconds, an order can be given with the **RTS** control.



after 12 min. after 30 sec.

DEMO mode

In this mode all delay times are reduced to ease installation and the wind threshold is 10Km/h. The mode is selected by turning the wind potentiometer clockwise to the limit.



Timings (with OREA RTS and ALTUS RTS)

	Normal mode	Demo mode
SUN appearing timing	2 min.	10 sec.
SUN disappearing timing	15/30 min.	15 sec.
WIND appearing timing	2 sec.	2 sec.
WIND disappearing timing	30 sec. 12 min.	15 sec.